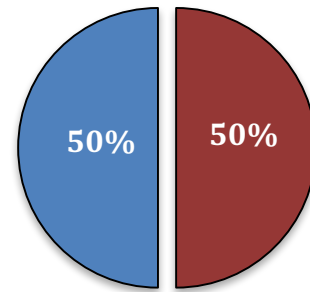


BIPARTISAN SUPPORT:

Participation in the 2015 Congressional App Challenge was incredibly bipartisan. Members who participated represented both parties almost exactly equally.



■ Republicans ■ Democrats

2015 STUDENT DEMOGRAPHICS

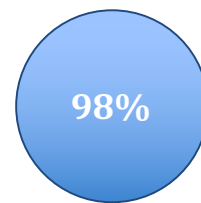
Following the 2015 Congressional App Challenge, students were asked to complete an anonymous exit survey. From this survey, we were able to collect demographic information about the participants, as well as feedback about the challenge.



Number of students who signed up to participate

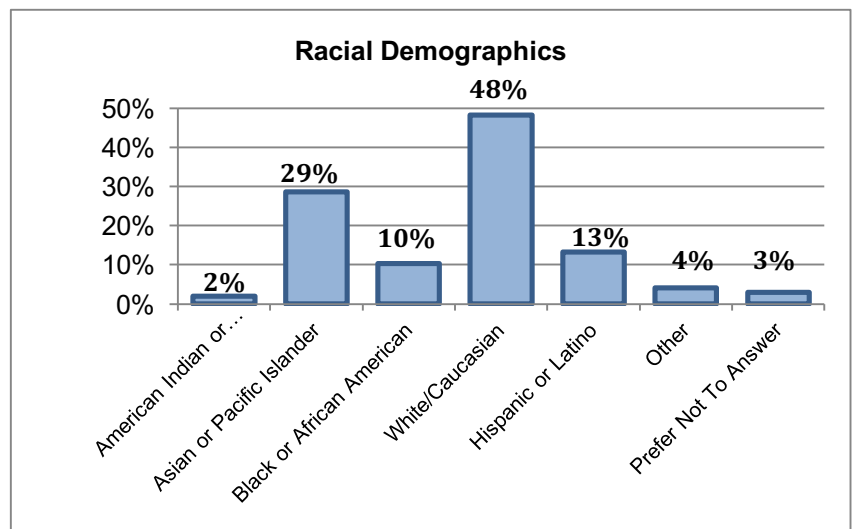
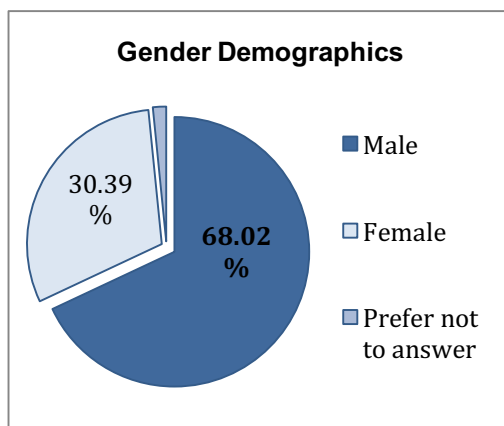


Number of original apps submitted



Percentage of students who said they wanted to continue learning how to code

The 2015 Congressional App Challenge made special efforts to include student participants from all backgrounds. Using these baseline metrics, we intend to expand our efforts to integrate elements of equity into the Challenge in coming years.



A student on their experience:

"The app I created for CAC was actually the very first official iOS app I developed and released onto the App Store. Not only did I learn a great deal on **coding**, **interface designing**, and **backend development**, but also about Apple's app submission process."