


Owens Products

PROFESSIONAL K9 CONTAINMENT

Secure K9 Containment Solutions

Volume No. 1 | December 2025



Product Catalog

Vehicle Inserts | Tactical Crates | Collapsible Crates | Kennels |
Animal Control Boxes

Custom Orders & Contracts

Tailored Configurations | Bulk Modifications | Facility Outfitting |
Built-to-Order for Agency-Specific Needs

MADE IN

U. S. A.

Owens Products, Inc.
Built for a Cop. By a Cop.



Table of Contents

Table of Contents	1
About Owens Products	2
Vehicle Inserts	3
Tactical Crates	10
Collapsible Crates	13
Kennels	16
Animal Control Boxes	19
Custom Orders & Contracts	21
Specification Sheet Index	23
Contact Information	24

ABOUT OWENS PRODUCTS

Who We Are

Owens Products was founded with a passion for delivering high-quality truck accessories and manufacturing solutions. For 60 years, we have been a family-owned and operated business based in Sturgis, MI. Our expertise spans a wide range of products, including running boards, dog boxes, toolboxes, and more. Known for our superior craftsmanship and innovative designs, we are committed to providing products that enhance the functionality and aesthetics of your vehicle. Proudly rooted in American manufacturing, we ensure that every product reflects our dedication to quality and innovation.

Our Beliefs

At the core of Owens Products is a belief in the importance of *quality, innovation, and customer satisfaction*. We understand that our products are more than just items; they are essential parts of your lifestyle. That's why we prioritize products that offer *maximum durability, reliability, and style*. Our goal is to ensure that every product we offer meets the highest standards of excellence.

We also believe in making high-quality products accessible to everyone. By offering **competitive pricing** and **exceptional customer service**, we strive to provide the best value for your investment. Our mission is to support you in your journey, whether it's enhancing your vehicle's performance, ensuring the safety of your canine companions, or providing custom manufacturing solutions tailored to your specific needs.

Comprehensive Manufacturing Capabilities

Owens Products is proud to offer a wide range of manufacturing capabilities, including:

- Metal fabrication (135-ton press brake, CNC turret press, TIG & MIG welding)
- Thermoplastic production (vacuum forming)
- Fiberglass molding

Our state-of-the-art facilities and skilled workforce enable us to produce custom vacuum-formed plastic, fiberglass, and aluminum products for various industries. We are committed to using advanced technology and sustainable practices to deliver the best products to our customers.

Product Range

Owens Products offers a comprehensive lineup of durable, innovative solutions designed to enhance vehicle performance, safety, and organization. Our product ranges include running boards, dog boxes, toolboxes, Jeep products, professional K9 containment, mud flaps, garage and trailer accessories, and more. We are proud to offer a variety of trademarked products across these categories, each engineered for performance, reliability, and professional-grade use.

Contact Information

Location: 1107 Progress St., Sturgis, MI 49091
Phone: +1 (800) 726-9367 or +1 (269) 651-2300
Website: www.owensproducts.com
Social Media: @owensproducts

Mailing: P.O. Box 670, Sturgis, MI 49091
Fax: +1 (800) 942-9877 or +1 (269) 651-9326
E-Mail: sales@owensproducts.com



Vehicle Inserts

Owens vehicle inserts provide secure, purpose-built containment solutions for SUVs and other working vehicles. Engineered for safety, durability, and function, they deliver professional-grade performance for K9 transport and gear storage — while maximizing interior space.

Full Rear Seat K9 Inserts

A complete containment system that spans the entire rear cargo area. Ideal for single-dog units requiring maximum space, ventilation, and durability.

2/3 – 1/3 Rear Inserts

A dual-compartment setup that splits the rear area into a 2/3 K9 compartment and a 1/3 inmate transport section. Perfect for agencies needing both secure K9 and prisoner transport.

Rear Deployment Units

Designed for fast rear access, integrated storage, and quick K9 deployment. These units are built for speed, safety, and field-readiness, making them ideal for high-response scenarios.


FULL REAR SEAT K9 INSERTS

Enhanced Interior Space for the Safe Transport of Large K9s

Built to ensure safety and comfort for large K9s, with optimized space, dual-side-access deployment.

Top-Tier Features That Set the Standard

Constructed from heavy-duty mill finish aluminum, this unit is corrosion-resistant and can be powder coated in black, white, or custom agency colors. It features secure locking mechanisms, protective coverings for doors, windows, and ceilings, and includes a non-slip rubber floor mat to enhance safety and durability.




Smart Separation for Safer K9 Transport

Securely isolates multiple K9s or gear for maximum safety and efficiency. Ideal for dual deployments or mixed-use configurations, the divider ensures reduced distraction, prevents cross-contact, and supports agency protocols for safe and organized transport. Built from durable materials and designed for easy installation and removal when needed.




FULL REAR SEAT K9 INSERTS

Key Specifications & Features



#55303



#55302

Industry First Latching Handle

Front Sliding Door

Heavy Duty .125 Mill Finish Aluminum

Textured Powder Coat

Optional:

K9 Divider for Dual Rear Compartments

Designed To Be Rattle Free

Door-To-Door Floor Pan

Removable 1/2 Inch Thick Non-Slip Rubber Floor Mat

P/N	PRODUCT DESCRIPTION	COLOR	MEASUREMENTS			LBS.	MSRP
			W	D	H		
FORD							
55303	K9 Rear Seat Insert (Full) Ford Explorer Interceptor SUV (2011-2019)	Black	64	41	44	175	\$2,874.00
55309	K9 Rear Seat Insert Divider - Ford Explorer Interceptor SUV (2011-2019)	Black	1.125	35.125	39.5	24	\$500.00
55319	K9 Rear Seat Insert (Full) Ford Explorer Interceptor SUV (2020+)	Black	64	41	44	166	\$2,874.00
55319W	K9 Rear Seat Insert (Full) Ford Explorer Interceptor SUV (2020+)	White	64	41	44	166	\$2,874.00
CHEVROLET							
55302	K9 Rear Seat Insert (Full) Chevy Tahoe (2015-2020) – Special Order Only	Black	64	31	45.5	180	\$2,874.00
55322	K9 Rear Seat Insert (Full) Chevy Tahoe (2020+)	Black	64.5	30	41	220	\$2,874.00

2/3 – 1/3 REAR SEAT INSERTS

Dog Compartment & Inmate Transportation

Enhanced Detainee Transport Design

Built for larger occupants, the 1/3 compartment offers expanded space, integrated ventilation, and clear sightlines for constant officer visibility.

Secure Mounting & Safety Assurance

The unit is securely mounted to OEM vehicle points using tamper-resistant hardware, ensuring long-lasting stability under high-stress conditions. Designed to withstand sudden stops and impacts, the system maintains structural integrity while providing a safe, controlled environment for both K9s and detainees.



Door Protection & Window Security

Custom-molded panels protect against impact, chewing, and abrasion while retaining full OEM door functionality. Built-in ventilation maintains airflow for K9 or detainee comfort, and tamper-resistant hardware ensures secure, long-lasting installation. Smooth surfaces allow for quick and easy cleaning.



2/3 – 1/3 REAR SEAT INSERTS

Dog Compartment & Inmate Transportation

Individual Dimensions	Measurements		
	W	D	H
Inmate Area	22.125	42.875	48.875
Dog Compartment	34	33.375	38.875

- Front Hinge Door
- Industry First Latching Handle
- Heavy Duty .125 Mill Finish Aluminum
- Textured Powder Coat
- Secure Vehicle Mounting System
- Spacious Design for Larger Occupants
- High-Strength Partition Barrier
- Barriers with Enhanced Visibility
- Gap Free Construction
- Designed To Be Rattle-Free
- Door-to-Door Floor Pan
- Removable 1/2 Inch Thick Non-Slip Rubber Floor Mat



Prisoner Transport Zone



K9 Containment Zone

This unit is designed to fit seamlessly around the standard seating originally installed in the vehicle, ensuring a secure and custom fit without modifications.

P/N	PRODUCT DESCRIPTION	COLOR	MEASUREMENTS			LBS.	MSRP
			W	D	H		
55330	2/3 – 1/3 Dog Compartment & Inmate Transport Dodge Durango (2011+)	Black	56.125	69.25	48.875	158	\$2,874.00
55330W	2/3 – 1/3 Dog Compartment & Inmate Transport Dodge Durango (2011+)	White	56.125	69.25	48.875	158	\$2,874.00

REAR DEPLOYMENT UNIT

Fits Chevrolet Tahoe Police & Civilian Models

Compartment Configuration

Designed with dual K9 deployment/access doors for safe and efficient canine handling, along with a side utility drawer for storing weapons, tools, and operational gear. Maximizes rear cargo space while keeping essentials organized and accessible.



Secure & Practical Design

Includes a heavy-duty T-latching system for secure closure, plus a removable floor pan and rubber mat for easy cleaning, added protection, and optional hidden storage. Built for durability in demanding environments.

Optional Riser Kit

The riser kit increases clearance by elevating the entire unit, allowing for improved alignment with vehicle systems and enhanced ergonomic access.



REAR DEPLOYMENT UNIT

Fits Chevrolet Tahoe Police & Civilian Models



Riser Kit

Fits Chevy Tahoe Police & Civilian Vehicles (2021+)

P/N	PRODUCT DESCRIPTION	COLOR	MEASUREMENTS			LBS.	MSRP
			W	D	H		
55500	Rear Deployment Unit	Black	42.625	34	28.25	207	\$2,867.00
	<i>Drawer Dimensions Only</i>		11.25	33.75	8		
	<i>Dog Compartment Dimensions Only</i>		26.5	33.5	28		
55500RPT	Chevy Tahoe Police Vehicle (2021+) Riser Kit for Rear Deployment Unit	Black	43.1875	29.8125	9.5625	34	\$240.00
55500RT	Chevy Tahoe Civilian Vehicle (2021+) Riser Kit for Rear Deployment Unit	Black	43.1875	9.5625	3	14	\$240.00

Tactical Crates

Owens Tactical K9 Crates offer secure, purpose-built containment for professional handlers, law enforcement, and working dog teams. Designed for maximum safety, durability, and functionality, these crates deliver professional-grade performance in the field while optimizing vehicle space and ensuring K9 comfort.

Available in Large and XL sizes to accommodate various breeds, they come in gray, tan, black, and white to match agency preferences or vehicle interiors. Choose between side-entry or end-door configurations to suit different vehicle layouts, deployment needs, and handler workflows.

End Door Entry

The door is located on the short side of the crate, optimized for rear access through SUV lift gates or hatchbacks. This configuration allows straightforward entry and exit for K9s during patrol, transport, or high-readiness situations.

Side Door Entry

The door is located on the long side of the crate, designed for side-access patrol vehicles such as SUVs, vans, or tactical response units. It's ideal for quick lateral K9 deployment during dynamic operations or urban response scenarios.



TACTICAL CRATES

End & Side Door Designs

Stackable, Space-Saving Design

A rugged aluminum build with a stackable design that maximizes space in vehicles, kennels, or storage areas. Whether you're transporting multiple dogs or organizing gear, the ability to securely stack units adds efficiency and versatility. Available with both end-door and side-door entry, these crates adapt easily to your layout and deployment needs.

Ventilated, Easy to Clean, & Quiet

Circular openings to provide consistent airflow. Inside, a removable rubber mat and bottom tray make cleaning fast and simple. Built-in rattle-free, spring-loaded carrying handles help eliminate noise and vibration, keeping your K9 calm during transport.



Built for Mobility & Travel

The optional Utility Crate with wheels fits under the XL crate, making transport easy during events or travel. An Airline-Compliant Kit, available for L and XL sizes, prepares your crate for cargo flights with minimal setup.



Comparison of Available Sizes

Accommodating different K9 breeds and transport needs.



Double-Wall Door Construction

Built for strength and security, the double-wall door design adds an extra layer of protection against impacts, chewing, and tampering. This rugged construction improves overall door rigidity and durability, making it ideal for working K9s in high-demand environments. Paired with a secure slam-latch locking system, the door offers reliable containment and long-lasting performance.



TACTICAL CRATES

End & Side Door Designs

End Door Tactical Crate



- **Access:** From front (short side)
- **Best For:** SUVs, trucks with rear hatch access
- **Space Needs:** Requires front clearance
- **Access Ease:** Straight-in entry; great for large or active dogs
- **Stacking:** Stackable; ideal for side-by-side setups

Side Door Tactical Crate



- **Access:** From side (long side)
- **Best For:** Vans or side-door vehicle access
- **Space Needs:** Easier in tight rear spaces
- **Access Ease:** Side reach-in access; convenient in tight areas
- **Stacking:** Stackable; flexible for varied layouts



Both End & Side Door

Available in white powder coat finish



P/N	PRODUCT DESCRIPTION	COLOR	MEASUREMENTS			LBS.	MSRP
			W	D	H		
55308	Large End Door Tactical Crate (Black)	Black	24	36	29	68	\$962.00
55328	Large End Door Tactical (White)	White	24	36	29	68	\$962.00
55323	X-Large End Door Tactical (Black)	Black	26	40	30	80	\$1,135.00
55331	X-Large End Door Tactical (White)	White	26	40	30	80	\$1,135.00
55310	Large Side Door Tactical (Black)	Black	36	24	29	68	\$962.00
55327	Large Side Door Tactical (White)	White	36	24	29	68	\$962.00
55324	X-Large Side Door Tactical (Black)	Black	40	26	30	80	\$1,135.00
55332	X-Large Side Door Tactical (White)	White	40	26	30	80	\$1,135.00
55105	UTV 2 Dog Box w/ Bottom & Top Storage	Bright	46.5	34.5	38	250	\$2,100.00
55106	UTV Single Dog Box w/ 3 Side Drawers & Top Storage	Bright	46.5	34.5	32	68	\$1,775.00

Collapsible K9 Crates

Owens Collapsible K9 Crates offer durable, portable containment for law enforcement, working dog teams, and professional handlers who need flexibility without sacrificing strength. Designed for secure transport and efficient storage, these crates deliver reliability in the field with the added convenience of a foldable, tool-free design.

Built to perform in dynamic environments, each unit sets up and collapses in seconds—no tools required—making them ideal for mobile K9 units, training operations, or teams with limited vehicle space. When not in use, the crate folds down flat for easy transport or compact storage.

Available in Large and XL sizes, they accommodate a wide range of K9 breeds. Crates come in gray, black, white, or tan to match agency branding or vehicle interiors. All models feature a standard front-entry door for straightforward access and are compatible with Airline-Compliant Kits for L and XL sizes. For added mobility, the XL model fits securely on the optional Utility Crate with wheels, making transportation at events, deployments, or airports fast and efficient.

Suitable for law enforcement and civilian use.



COLLAPSIBLE K9 CRATES

Hardware & Security Features

Spring-Loaded Carrying Handles

- Two rattle-free handles when set up
- One rattle-free handle for carrying when collapsed



Double-Wall Door with Covered Locking Mechanism

- Added strength and durability
- Pre-slotted to accommodate a crate cooling fan
- Protects latch components from dirt, damage, and tampering



T-Handle with 3-Point Latching System

- Provides secure, even closure across the door
- Easy one-hand operation for quick access



Padlock-Compatible

- Integrated hasp allows the use of a standard padlock for added security.



COLLAPSIBLE K9 CRATES



Comfort-Forward, Travel-Ready Solutions

Quiet, Stable Transport

- Designed to minimize movement and noise during transport, making the crate a great option for nervous or high-strung dogs who benefit from a calmer environment.

Airline-Ready Compatibility

- Designed to work with Owens' Airline-Compliant Kit (available for Large and X-Large sizes), making it easy to prepare for approved cargo travel when needed.



Optional Utility Cart

- For added mobility, the Large & X-Large crates are compatible with the Owens Utility Crate Cart, featuring spring loaded fasteners & built-in wheels for smooth, easy transport during events, deployments, or travel days.

P/N	PRODUCT DESCRIPTION	COLOR	MEASUREMENTS			LBS	MSRP
			W	D	H		
55313	Large Collapsible Working Dog Crate (Grey)	Gray	25	34	29	58	\$947.00
	Collapsed Dimensions		25	34	8.5		
55314	Large Collapsible Working Dog Crate (Tan)	Tan	25	34	29	58	\$947.00
	Collapsed Dimensions		25	34	8.5		
55315	Large Collapsible Working Dog Crate (Black)	Black	25	34	29	58	\$947.00
	Collapsed Dimensions		25	34	8.5		
55318	Large Collapsible Working Dog Crate (White)	White	25	34	29	58	\$947.00
	Collapsed Dimensions		25	34	8.5		
55306	X-Large Collapsible Working Dog Crate (Grey)	Gray	25	41	29	62	\$994.00
	Collapsed Dimensions		25	41	8.5		
55307	X-Large Collapsible Working Dog Crate (Tan)	Tan	25	41	29	62	\$994.00
	Collapsed Dimensions		25	41	8.5		
55311	X-Large Collapsible Working Dog Crate (Black)	Black	25	41	29	62	\$994.00
	Collapsed Dimensions		25	41	8.5		
55305	X-Large Collapsible Working Dog Crate (White)	White	25	41	29	62	\$994.00
	Collapsed Dimensions		25	41	8.5		
55261	Utility Cart (Fits Large Collapsible Crate)	Black	25	41	8.5	20	\$286.00
55256	Utility Cart (Fits X-Large Collapsible Crates)	Black	25	41	8.5	20	\$286.00

K9 Kennels

Owens Products K9 Kennels provide secure, purpose-built containment for border patrol, law enforcement, military, and professional working dog teams. Built from heavy-duty aluminum for exceptional strength and corrosion resistance, each kennel is engineered for durability, handler efficiency, and canine comfort in demanding field conditions.

Every detail of the Owens K9 Kennel is designed for real-world performance—from its advanced ventilation and weather protection to its easy-clean surfaces and secure locking systems. These features work together to enhance safety, hygiene, and operational readiness in any environment.

Developed with direct input from border patrol and law enforcement professionals, Owens K9 Kennels can be customized to meet specific agency requirements, including flooring, color, finish, drainage, and security options. This flexibility ensures each kennel supports the unique demands of working dogs and agencies while maintaining Owens' standard of professional-grade reliability.

Suitable for agency and civilian use.



K9 KENNEL



Ventilated & Easy to Clean

The circular openings provide consistent airflow, while seamless flooring ensures bacteria doesn't get trapped in uncleanable crevices. The dog box includes vents with removable storm covers for adjustable ventilation, a removable floor for easy cleaning, and an S-hook to secure the lid for convenient access and maintenance. The auxiliary space features sturdy flooring and a drainage system to allow water or waste to easily drain out.



Secure Locking Mechanisms

The dog box features a twist latch to securely close the lid, preventing accidental openings. The auxiliary space is equipped with a paddle latch on the entry door, along with two padlock securing points for enhanced security, ensuring the space remains securely locked and protected from unauthorized access.



Elevated Design & Weather Regulation


The elevated design keeps the dog box and kennel off the ground, improving airflow and helping to regulate temperature. By preventing direct contact with cold or hot surfaces, it ensures a more comfortable environment for your pet. Additionally, the plastic corrugate lining enhances weather regulation by insulating against extreme heat and cold, providing added protection from the elements.



K9 KENNEL

Features

- A. Removable Storm Covers
- B. Plastic Corrugate Lining
- C. Removable Flooring
- D. S-Hook to Secure Lid Open
- E. Twist Latch to Secure Lid
- F. Elevated Design
- G. 1-Inch Diameter Ventilation Holes
- H. Drainage System at the Back
- I. Seamless Flooring
- J. Covered Locking Mechanisms on Entry Door
- K. Lockable Paddle Latch with Dual Padlock Points



P/N	PRODUCT DESCRIPTION	COLOR	MEASUREMENTS			LBS.	MSRP
			W	D	H		
55600	K9 Kennel	Silver or Powder Coat White	46.39	133.16	63.51	576	\$5,445.00
	<i>Doghouse Dimensions Only</i>		42.68	33.75	26.9		
	<i>Auxiliary Space Dimensions Only</i>		41.95	96.08	46		

Animal Control Boxes

Owens Products Animal Control Boxes provide a secure and convenient solution for transporting dogs or other animals, with single or dual compartments that keep animals safely separated and ventilated. Certain styles also include a full-length top storage area animal control equipment, medical supplies, documentation, or other essential tools, while other styles focus solely on safe animal transport.

Built from rugged diamond tread aluminum with plastic corrugate-lined compartments, the dog box features lockable slam latch doors with storm covers, and cross-ventilation holes. On models with top storage, the reinforced lid includes push-button latches, dual shocks, and a premium gasket to protect contents, while side pockets provide extra organization.

Designed with animal control professionals in mind, some models include doors compatible with animal control poles for safer handling and release, while others focus purely on secure transport. Across all styles, the durable construction, ventilation, and professional-grade design provide a reliable solution for transporting animals safely while keeping essential tools and supplies organized and secure.



ANIMAL CONTROL BOXES



55109

Offers dual animal compartments combined with a full-length top storage area, providing a toolbox-like space for equipment, supplies, or valuables. It retains the rugged diamond tread aluminum construction with plastic corrugate-lined compartments and vented, lockable doors with storm covers. The reinforced top storage lid features push-button rotary latches, dual shocks, and a premium gasket for protection, along with small side pockets for extra organization. This model also includes openings above the doors for use with animal control poles, giving professionals safer access to the animals while keeping essential tools close at hand.



55107

Builds on the 55109 design with a full-length pole-access slot above the doors, allowing easier and safer handling of animals with control poles. It includes all the features of the 55109 model, including dual compartments, top storage with push-button rotary latches, dual shocks, gasket protection, side pockets, vented and lockable doors, and cross-ventilation holes. The pole-access slot that runs the length of the door enhances functionality for animal control professionals in the field, making this model the most specialized and professional-grade option for agencies that need both secure storage and safer animal handling.



55110

A durable and straightforward solution for transporting animals. Constructed from rugged diamond tread aluminum with plastic corrugate-lined compartments, it provides a safe and easy-to-clean environment for dogs. The box features lockable t-handle doors with storm covers and vents for airflow, along with a center divider that includes air holes for cross-ventilation between compartments. This model has a side door for access but does not include top storage or openings for animal control poles, making it a simple, no-frills option focused purely on safe transport.

P/N	PRODUCT DESCRIPTION	COLOR	MEASUREMENTS			LBS.	MSRP
			W	D	H		
55107	Animal Box w/ All Season Vents & Top Storage – Square Animal Control Pole Access	Bright	38	40	25	125	\$1,428.00
55109	Animal Box w/ All Season Vents & Top Storage – Door Length Animal Control Pole Access	Bright	48	40	25	195	\$1,721.00
55110	Animal Box w/ All Season Vents & No Storage – Door On Side	Bright	34	20	22	56	\$704.00

Custom Orders & Contracts



Explore our wide range of manufacturing services tailored to meet the needs of various industries. We specialize in fiberglass, plastic, and metal solutions, offering comprehensive support from concept to completion. Our team of experts works diligently to bring your vision to life with exceptional craftsmanship and attention to detail.

Trusted by leading brands, we have built a reputation for reliability and excellence, making us a preferred manufacturing partner for businesses seeking outstanding results.

CUSTOM ORDERS & CONTRACTS

Manufacturing Capabilities

135 Ton Press Brake

Accurate shaping for strong, complex metal parts. Our 135-ton press brake delivers consistent, high-quality bends in aluminum and steel, perfect for precise, repeatable fabrication.

- Precision bending of steel and aluminum ($\pm 0.005''$)
- Complex shapes for custom parts
- Consistent, strong bends

CNC Turret Press

Efficient forming for intricate designs. The CNC turret press provides high-speed punching and cutting with tight tolerances, ideal for complex sheet metal components.

- Fast, accurate punching ($\pm 0.003''$)
- Custom tooling for unique designs
- Efficient sheet metal processing

Metal Fabrication

Complete solutions from raw materials to finished products. We offer full metal fabrication services—including cutting, forming, welding, and finishing—customized to your project needs.

- Cutting and shaping metal parts ($\pm 0.01''$)
- Standard and custom components
- Quality surface finishing

Aluminum & Steel Welding

Clean, reliable welds on aluminum and steel. Our TIG and MIG welding services ensure durable, precise joints that meet structural and aesthetic requirements.

- Precise TIG welding for critical joints
- Durable MIG welds for production
- Custom weldments to spec

Vacuum Forming (Plastic)

Lightweight, durable components with high detail. Vacuum forming for thermoplastics produces quality parts like panels and housings, designed for both prototypes and production runs

- Custom thermoformed plastic parts ($\pm 0.020''$)
- Rapid prototyping capabilities
- Flexible production runs

Custom Orders & Contracts		
Option Category	Available Choices	Notes
Materials	0.125, 0.090, 0.063 Mill Finish Aluminum, 0.100, 0.063 Diamond Tread Aluminum	Subject to durability & environmental needs
Finish	Powder Coat, Mill Finish	Subject to appearance, protection, & maintenance requirements
Colors	Black, Gray, White, Tan, Custom	Custom colors may require minimum quantities
Door Types	Swing door, Sliding door, Double-door	Secure locking mechanisms available
Flooring	Rubber matting, Custom	Let us know your flooring type
Sizes	Standard or Custom dimensions	Based on space and dog size
Add-Ons	Feeders, Drainage systems, Divider panels, Extreme Weather Insulation Package	Additional cost may apply

SPECIFICATION INDEX

P/N	PRODUCT DESCRIPTION	COLOR	MEASUREMENTS			LBS.	MSRP
			W	D	H		
VEHICLE INSERTS							
55303	K9 Rear Seat Insert (Full) Ford Explorer Interceptor SUV (2011-2019)	Black	64	41	44	175	\$2,874.00
55309	K9 Rear Seat Insert Divider - Ford Explorer Interceptor SUV (2011-2019)	Black	1.125	35.125	39.5	24	\$500.00
55319	K9 Rear Seat Insert (Full) Ford Explorer Interceptor SUV (2020+)	Black	64	41	44	166	\$2,874.00
55319W	K9 Rear Seat Insert (Full) Ford Explorer Interceptor SUV (2020+)	White	64	41	44	166	\$2,874.00
55330	² / ₃ - ¹ / ₃ Dog Compartment & Inmate Transport Dodge Durango (2011+)	Black	56.125	69.25	48.875	158	\$2,874.00
55330W	² / ₃ - ¹ / ₃ Dog Compartment & Inmate Transport Dodge Durango (2011+)	White	56.125	69.25	48.875	158	\$2,874.00
55330 & 55330W	<i>Inmate Dimensions Only</i>		22.125	42.875	48.875		
	<i>Dog Compartment Dimensions Only</i>		34	33.375	38.875		
55302	K9 Rear Seat Insert (Full) Chevy Tahoe (2015-2020) – Special Order Only	Black	64	31	45.5	180	\$2,874.00
55322	K9 Rear Seat Insert (Full) Chevy Tahoe (2020+)	Black	64.5	30	41	220	\$2,874.00
55325	² / ₃ - ¹ / ₃ Dog Compartment & Inmate Transport Chevy Tahoe (2021+)	Black	59.75	39.375	47.1875	-	\$2,874.00
55325W	² / ₃ - ¹ / ₃ Dog Compartment & Inmate Transport Chevy Tahoe (2021+)	White	59.75	39.375	47.1875	-	\$2,874.00
55325 & 55325W	<i>Inmate Dimensions Only</i>		22.125	42.875	48.875		
	<i>Dog Compartment Dimensions Only</i>		34	33.375	38.875		
55500	Rear Deployment Unit (Large)	Black	42.625	34	28.25	207	\$2,867.00
	<i>Drawer Dimensions Only</i>		11.25	33.75	8		
	<i>Dog Compartment Dimensions Only</i>		26.5	33.5	28		
55500RPT	Rear Deployment Unit Riser Kit (Large) Chevy Tahoe Police Vehicle (2021+)	Black	43.1875	29.8125	9.5625	34	\$240.00
55500RT	Rear Deployment Unit Riser Kit (Large) Chevy Tahoe Civilian Vehicle (2021+)	Black	43.1875	9.5625	3	14	\$240.00
TACTICAL CRATES							
55308	Large End Door Tactical Crate (Black)	Black	24	36	29	68	\$962.00
55328	Large End Door Tactical (White)	White	24	36	29	68	\$962.00
55323	X-Large End Door Tactical (Black)	Black	26	40	30	80	\$1,135.00
55331	X-Large End Door Tactical (White)	White	26	40	30	80	\$1,135.00
55310	Large Side Door Tactical (Black)	Black	36	24	29	68	\$962.00
55327	Large Side Door Tactical (White)	White	36	24	29	68	\$962.00
55324	X-Large Side Door Tactical (Black)	Black	40	26	30	80	\$1,135.00
55332	X-Large Side Door Tactical (White)	White	40	26	30	80	\$1,135.00
55105	UTV 2 Dog Box w/ Bottom & Top Storage	Bright	46.5	34.5	38	250	\$2,100.00
55106	UTV Single Dog Box w/ 3 Side Drawers & Top Storage	Bright	46.5	34.5	32	68	\$1,775.00
55254	Airline Compliant Kit for Tactical Dog Crates (End Door Only)	Bright	5	43	8	6	\$187.00
COLLAPSIBLE CRATES							
55313	Large Collapsible Working Dog Crate (Grey)	Gray	25	34	29	58	\$947.00
	<i>Collapsed Dimensions</i>		25	34	8.5		
55314	Large Collapsible Working Dog Crate (Tan)	Tan	25	34	29	58	\$947.00
	<i>Collapsed Dimensions</i>		25	34	8.5		
55315	Large Collapsible Working Dog Crate (Black)	Black	25	34	29	58	\$947.00
	<i>Collapsed Dimensions</i>		25	34	8.5		
55318	Large Collapsible Working Dog Crate (White)	White	25	34	29	58	\$947.00
	<i>Collapsed Dimensions</i>		25	34	8.5		
55306	X-Large Collapsible Working Dog Crate (Grey)	Gray	25	41	29	62	\$994.00
	<i>Collapsed Dimensions</i>		25	41	8.5		
55307	X-Large Collapsible Working Dog Crate (Tan)	Tan	25	41	29	62	\$994.00
	<i>Collapsed Dimensions</i>		25	41	8.5		
55311	X-Large Collapsible Working Dog Crate (Black)	Black	25	41	29	62	\$994.00
	<i>Collapsed Dimensions</i>		25	41	8.5		
55305	X-Large Collapsible Working Dog Crate (White)	White	25	41	29	62	\$994.00
	<i>Collapsed Dimensions</i>		25	41	8.5		
55261	Utility Cart (Fits Large Collapsible Crates)	*Any Color	25	41	8.5	20	\$286.00
55256	Utility Cart (Fits X-Large Collapsible Crates)	*Any Color	25	41	8.5	20	\$286.00
55254	Airline Compliant Kit for Collapsible Dog Crates	Bright	5	43	8	6	\$187.00
BORDER PATROL & ANIMAL CONTROL - BOXES & KENNELS							
All Boxes Are Double Compartment W/ Noose Pole Openings							
55107	Animal Box w/ All Seasons Vents & Top Storage	Bright	38	40	25	125	\$1,428.00
55109	Animal Box w/ All Seasons Vents & Top Storage	Bright	48	40	25	195	\$1,721.00
55110	Animal Box w/ All Seasons Vents & Storage	Bright	34	20	22	56	\$704.00
55600	K9 Kennel w/ Doghouse & Auxiliary Space	Bright	46.39	133.16	63.51	576	\$5,445.00
	<i>Doghouse Dimensions Only</i>		42.68	33.75	26.9		
	<i>Auxiliary Space (Kennel Section) Dimensions Only</i>		41.95	96.08	46		

*Utility carts come in powder-coat finishes of gray, tan, black, or white.

sales@owensproducts.com
+1 (800) 726-9367
www.owensproducts.com



Owens Products, Inc.

1107 Progress St., Sturgis, MI 49091

Contact Us

800-726-9367

sales@owensproducts.com

www.owensproducts.com

Follow Us

LinkedIn: Owens Products

Facebook: Owens Products

Instagram: @owensproducts

TikTok: @owensproducts

YouTube: @owensproductsinc.6428

