
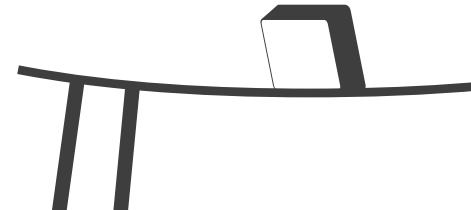


hyfen



www.thehyfen.com
www.hcwangdesign.com
info@hcwangdesign.com
+1 (248) 808 2142

Designed and produced by **hcw Studio**



hyfen

Design collection of home goods and furniture, created by HCWD studio, focuses on bridging human sense, physics, material and geometry, looking into the essence of routine subjects, extracting the critical elements from others, and link them together to create strange-familiar new objects that recompose how we interact with environment and daily life.

hcw Studio

New York City-based design studio, practices in art, furniture and architectural design. The works strike to rediscover the using experience of daily object, and redefine the relationship between human scale, space and landscape.



www.thehyfen.com
www.hcwangdesign.com
info@hcwangdesign.com
+1 (248) 808 2142



BRICK LAMP

A minimal and portable interior LED lamp, is activated when raised(on) or laid flat(off). designed to make people be aware of the moment when one reveals light and conceals light. The side facets a natural handle which also directs the light when the brick sits on it's side. The Brick Lamp is powered by LED panel lights and a rechargeable built-in lithium-ion battery with a USB charging port. It can be easily connected to almost any power source. Available in cast concrete, walnut wood, and aluminum.

Materials : walnut wood, concrete, aluminum

Measurements : 7.5"(l) x 5.3"(w) x 1.65"(h) / 19 (l) x 13.5 (w) x 4 (h)cm

Battery : Rechargeable Lithium polymer 8000mAh / 5+ hours usage

Light source : 3.3 Watt LED light, 280 lm

Color temperature : 3200k warm white

Input : Charge through 5V USB outlet, 500mA~2A

**Awards :*

RedDot - Young Professionals 2016

German Design Award - Nominated 2015

Golden Idea - Best furnishing design 2014





EYE TOY

With watchful eyes, they will follow you. Okay, not in a stalker-kind way. Sometimes, they just want to chill out on your desk. We created this unique visual illusion that two different depth concentric holes resemble a pair of eyes with it's sight follows you. Hand crafted and painted, each character has unique nature wood grain and color that cut out from hand picked scratch material. With minimum design, the types of eyes, we want to give them just a little personalities and the room for your imagination.

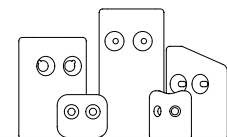
Dad : oak, 1.2"(l) x 2.125"(w) x 4.5"(h) / 3 (l) x 5.4 (w) x 11.4 (h)cm

Mom : maple, 1.2"(l) x 2.125"(w) x 3.5"(h) / 3 (l) x 5.4 (w) x 8.9 (h)cm

Son : cherry / maple, 1"(l) x 1.9"(w) x 3.2"(h) / 2.5 (l) x 4.8 (w) x 8.1 (h)cm

Baby : maple, 1"(l) x 1.77"(w) x 1.5"(h) / 2.5 (l) x 4.5 (w) x 3.8 (h)cm

Pet : walnut, 0.9"(l) x 1.5"(w) x 1.6"(h) / 2.3 (l) x 3.8 (w) x 4.1 (h)cm





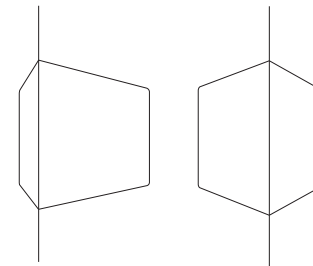
HEX

A corner mirror made of polished stainless steel. Reflections are trimmed and framed by hexagonal contour while folded mirror connects to a dynamic vision through eyes of the observer. As looking into the corner of mirror, reversed and double-reversed images consist a world of real and fake.

Material : 316 polished stainless steel, available in silver and copper

Measurements of small version : 11.8"(l) x 6.7"(w) x 15.75"(h) / 30 (l) x 17 (w) x 40 (h)cm

Measurements of big version : 23.6"(l) x 13.4"(w) x 31.5"(h) / 60 (l) x 34 (w) x 80 (h)cm





SPLIT

The double-sided disc mirror, made of stainless steel, intersects with the hand-blown glass shade in the middle, splits the lights and creates the unique visual perception through the reflections of the lamp and the space around it. The floating mirror that is unparallel to the interior brings a special and fresh angle/view of the environment around the observer.

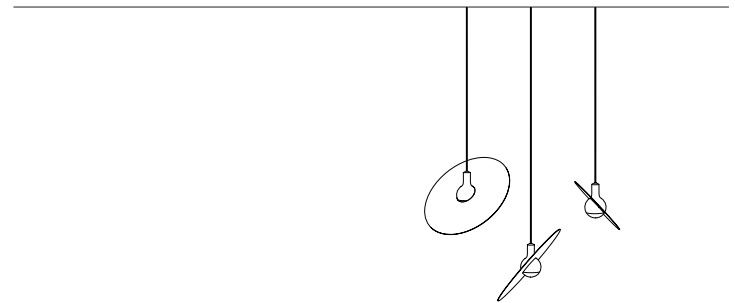
Materials : 316 polished stainless steel, glass

Big disk : Ø 23.6" / Ø 60 cm

Small disk : Ø 11.8" / Ø 30 cm

Glass shade : 7.5"(l) x 5.3"(w) x 1.65"(h) / 19 (l) x 13.5 (w) x 4 (h)cm

Socket : Max 75W E26 bulb socket

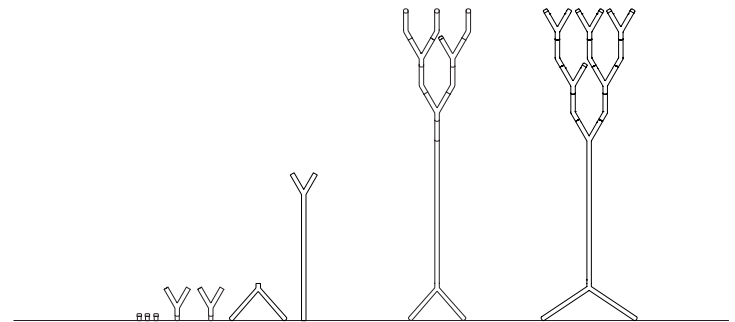




Y - RACK

A modular coat rack system which can be reassembled in numerous configurations from short to tall versions, depended on users. It consists of Y-shape modules, a center pole and a base. The design is inspired by nature phenomenon that one splits in two such as cell division and tree branches. The overall form is influenced by traditional Taiwanese outdoor clothes dryer which has many Y-shape sections for holding clothes and rods.

Materials : stainless steel, powder coating, available in white, silver, copper
Measurements : 21.5"(l) x 12"9(w) 49"(h)~ 75"(h) / 55(l) x 31(w) x 125(h) ~190 (h)cm
*The measurements vary depends on the number and the combination of the modules.



AA - FURNITURE

The objective of the "A" series is to apply utility and simplify user experience by refining the ordinary experience of people. A-table is a narrow bar height table that can be engaged from either direction. A-bench is a bar stool height long bench that keeps those seated at the same eye level as those standing. They can be used together or separate to create a "field" of social activity in public spaces.

Material : maple

Measurements of short version :


A-Table : 51.2"(l) x 23.5"(w) x 46"(h) / 130 (l) x 60 (w) x 117 (h)cm

A-bench : 37.4"(l) x 17.7"(w) x 31.1"(h) / 95 (l) x 45 (w) x 79 (h)cm

Measurements of long version :

A-table : 70.85"(l) x 23.5"(w) x 46"(h) / 180 (l) x 60 (w) x 117 (h)cm

A-bench : 57"(l) x 17.7"(w) x 31.1"(h) / 145 (l) x 45 (w) x 79 (h)cm



BENT BENCH

Inspired by handrail, Bent Bench mimics the phenomenon of people sitting on iron/steel handrail which is eventually bent it by human weight overtime and this encourages more leaning and sitting activities closely. This natural field is recreated carefully, engineered with elegant structure and intuitively triggers interaction and intimacy by bringing in warm solid wood.

Material : Red oak or ash wood

Measurements : 78.75"(l) x 11"(w) x 23.6"(h) / 200 (l) x 28 (w) x 60 (h)cm

